



The CONSTRUCTOR™

Put the squeeze on steel!



Parallel Configuration




Perpendicular Configuration

The GCS26 connector is used to ground cable to steel in applications where time and structural integrity are of utmost performance. A stainless steel 5/32" cup point Allen screw bites into steel while a 1/2" hex nut locks down and secures your conductor. The CONSTRUCTOR™ connector is cULus Listed for Grounding and Bonding and is Direct Burial rated for installation in earth and concrete.

Features & Benefits

- cULus for Grounding and Bonding; Direct Burial rated for installation in earth and concrete
- Accepts beam thickness: .125"-.625" (1/8 to 5/8")
- Conductor Range: #6 - 2/0
- Versatile! Allows parallel and perpendicular conductor orientation
- Stainless steel hardware
- 5/32" Allen cup point screw penetrates coatings on steel
- No special tooling required for installation
- Applicable for use in "extremely volatile environments"



GSC26

Customer Service 1-800-346-4175 | Tool Service Center 1-800-426-8720 | Technical Services 1-800-451-4956 | www.burndy.com